

2-643077-2 ✓ ACTIVE

MTA 100

TE Internal #: 2-643077-2

PCB Connector Covers, Strain Relief Covers, 22 Position, .1 in [2.54 mm] Centerline, Nylon, Standard Product Profile, MTA 100

[View on TE.com >](#)



Connectors > PCB Connectors > PCB Connector Accessories > Protection & Strain Relief > PCB Connector Covers >

Nylon PCB Connector Covers: 2.54mm, MTA 100



Protection & Strain Relief Accessory Type: **Strain Relief Covers**

Number of Positions: **22**

Centerline (Pitch): **2.54 mm [.1 in]**

Primary Product Material: **Nylon**

Product Profile: **Standard**

[All Nylon PCB Connector Covers: 2.54mm, MTA 100 \(54\)](#)

Features

Product Type Features

Protection & Strain Relief Accessory Type	Strain Relief Covers
Product Profile	Standard

Configuration Features

Number of Positions	22
---------------------	----

Body Features

Primary Product Color	White
Primary Product Material	Nylon

Housing Features

Centerline (Pitch)	2.54 mm[.1 in]
--------------------	----------------

Usage Conditions

Compatible With IDC Installation Type Connector	Feed Thru
Operating Temperature Range	-40 – 85 °C[-40 – 185 °F]



Industry Standards

UL Flammability Rating	UL 94V-2
------------------------	----------

Product Compliance




[For compliance documentation, visit the product page on TE.com>](#)

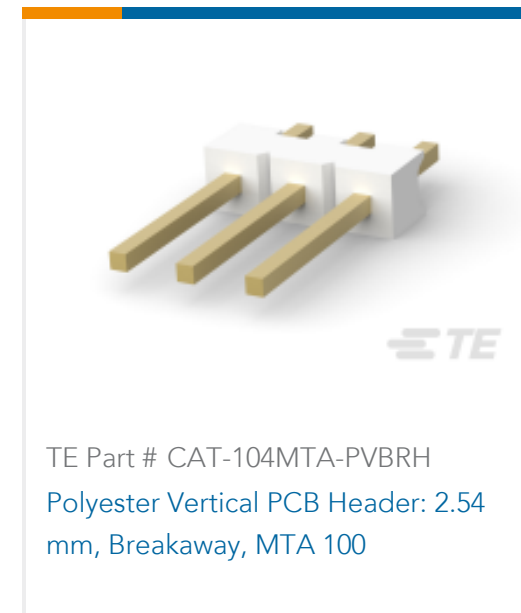
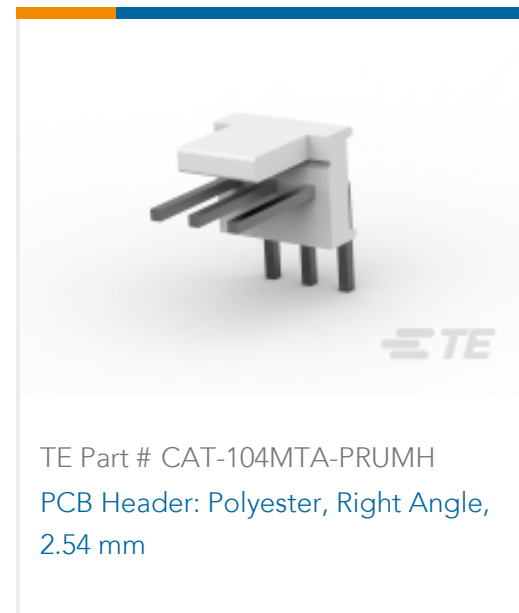
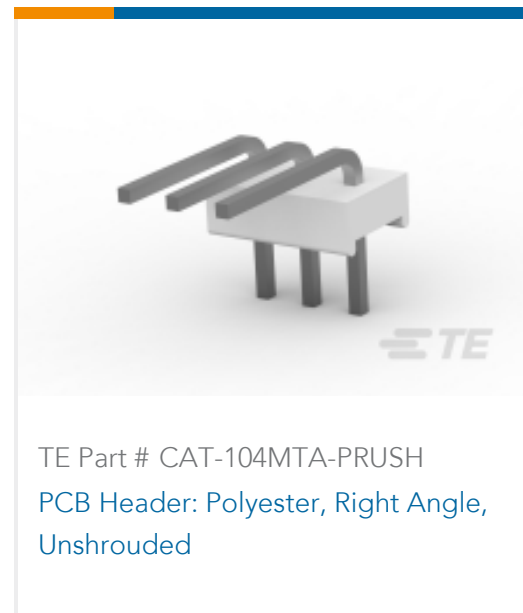
EU RoHS Directive 2011/65/EU	Compliant
EU ELV Directive 2000/53/EC	Compliant
China RoHS 2 Directive MIIT Order No 32, 2016	No Restricted Materials Above Threshold
EU REACH Regulation (EC) No. 1907/2006	Current ECHA Candidate List: JUNE 2022 (224) Candidate List Declared Against: JUNE 2022 (224) Does not contain REACH SVHC
Halogen Content	Low Halogen - Br, Cl, F, I < 900 ppm per homogenous material. Also BFR/CFR/PVC Free
Solder Process Capability	Not applicable for solder process capability

Product Compliance Disclaimer


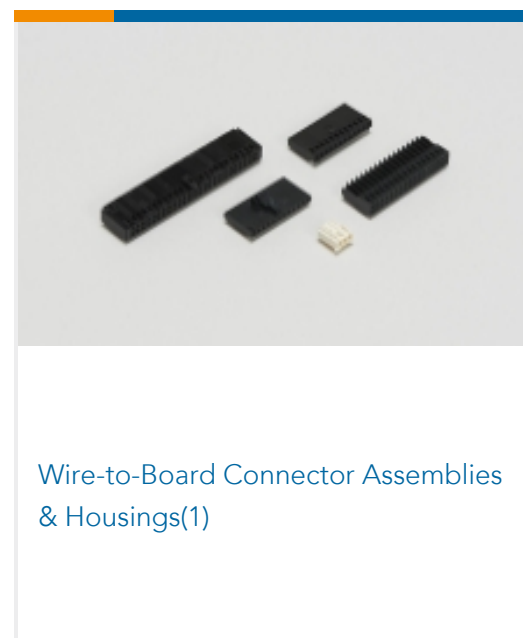


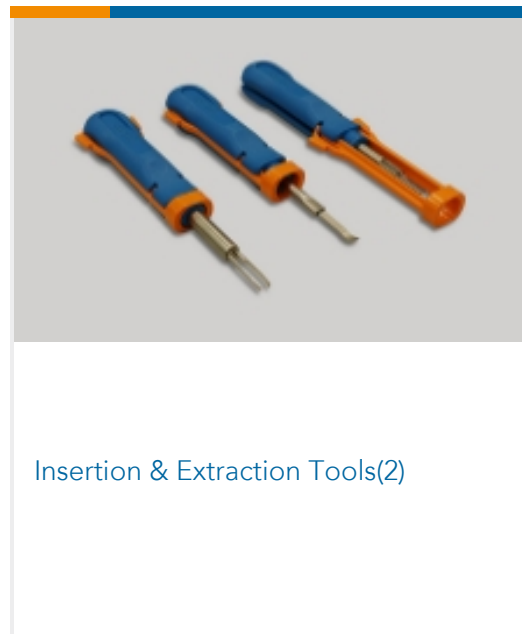
This information is provided based on reasonable inquiry of our suppliers and represents our current actual knowledge based on the information they provided. This information is subject to change. The part numbers that TE has identified as EU RoHS compliant have a maximum concentration of 0.1% by weight in homogenous materials for lead, hexavalent chromium, mercury, PBB, PBDE, DBP, BBP, DEHP, DIBP, and 0.01% for cadmium, or qualify for an exemption to these limits as defined in the Annexes of Directive 2011/65/EU (RoHS2). Finished electrical and electronic equipment products will be CE marked as required by Directive 2011/65/EU. Components may not be CE marked. Additionally, the part numbers that TE has identified as EU ELV compliant have a maximum concentration of 0.1% by weight in homogenous materials for lead, hexavalent chromium, and mercury, and 0.01% for cadmium, or qualify for an exemption to these limits as defined in the Annexes of Directive 2000/53/EC (ELV). Regarding the REACH Regulation, the information TE provides on SVHC in articles for this part number is based on the latest European Chemicals Agency (ECHA) 'Guidance on requirements for substances in articles' posted at this URL: <https://echa.europa.eu/guidance-documents/guidance-on-reach>

Compatible Parts

 <p>TE Part # CAT-104MTA-NYLCC Nylon PCB Connector Covers: 2.54 mm, MTA 100</p>	 <p>TE Part # CAT-104MTA-NTPNR MTA Receptacle: Nylon, Tin Plated, 2.54 mm</p>	 <p>TE Part # CAT-104MTA-PVUNH PCB Header: Polyester, Vertical, Unshrouded, No Mating Alignment</p>	 <p>TE Part # CAT-104MTA-PVUMH PCB Header: Polyester, Vertical, 2.54 mm</p>
--	--	--	--



Also in the Series | MTA 100



Documents

Product Drawings

22P MTA100 MOLDED COVER F/T

English

CAD Files

3D PDF

3D

Customer View Model



[ENG_CVM_CVM_2-643077-2_S.2d_dxf.zip](#)

English

Customer View Model

[ENG_CVM_CVM_2-643077-2_S.3d_igs.zip](#)

English

Customer View Model

[ENG_CVM_CVM_2-643077-2_S.3d_stp.zip](#)

English

3D PDF

English

Customer View Model

[ENG_CVM_2-643077-2_L.2d_dxf.zip](#)

English

Customer View Model

[ENG_CVM_2-643077-2_L.3d_igs.zip](#)

English

Customer View Model

[ENG_CVM_2-643077-2_L.3d_stp.zip](#)

English

By downloading the CAD file I accept and agree to the [Terms and Conditions](#) of use.

Datasheets & Catalog Pages

[MTA, CST-100 II, SL-156 and AMP Economy Power \(EP\) Connectors](#)

English

Product Specifications

[Product Specification](#)

English

Instruction Sheets

[Instruction Sheet \(U.S.\)](#)

English